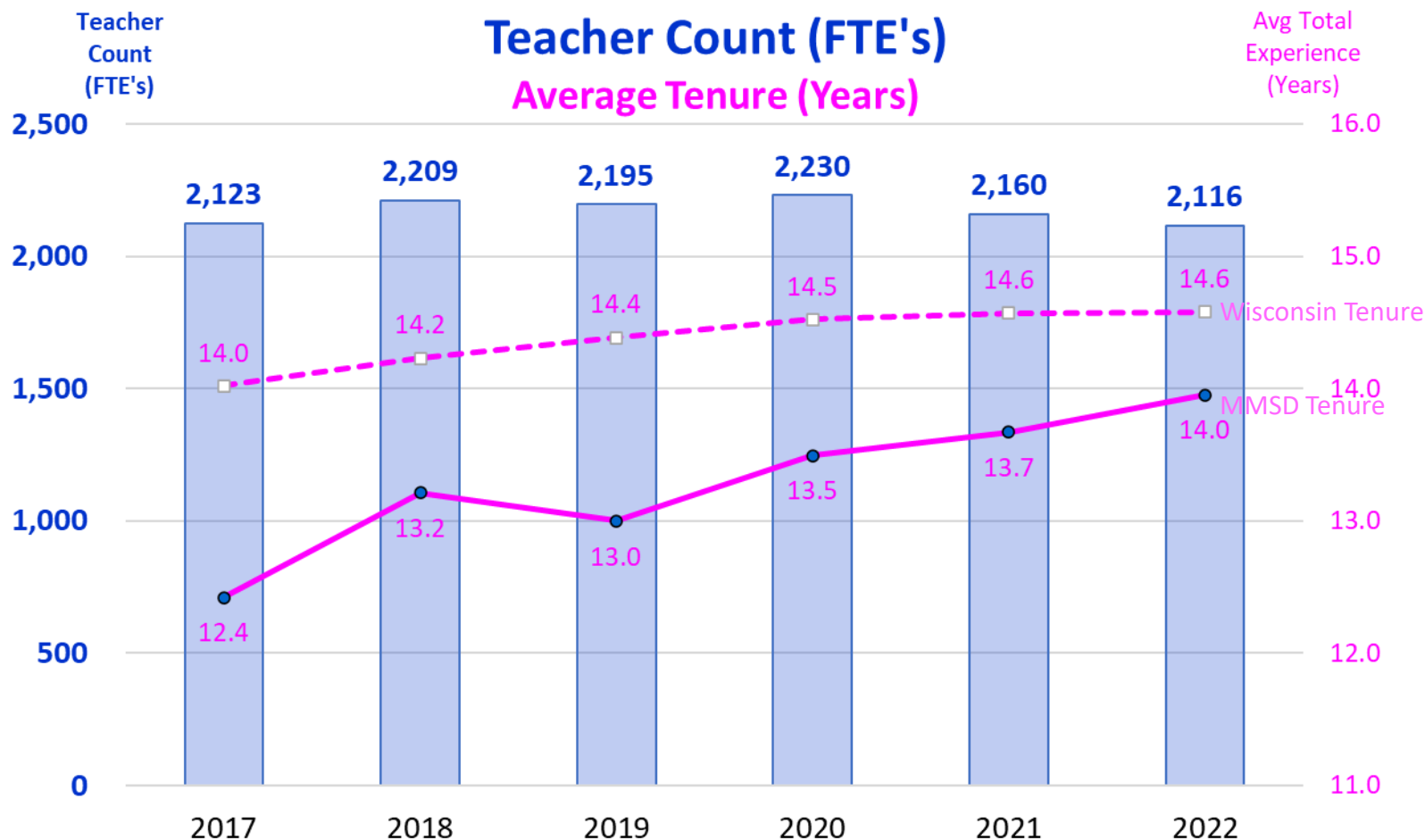


Teacher count and average tenure over time

MMSD lost 111 teachers (in FTE's) over the past two years, more than a -5% drop; meanwhile, average tenure increased.

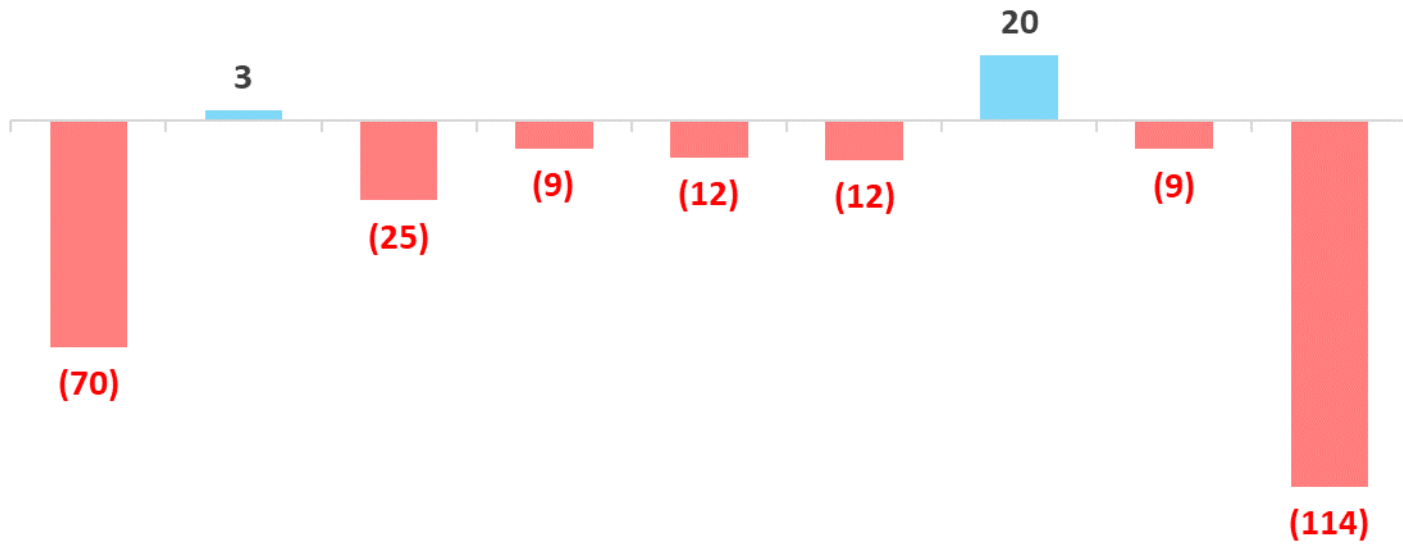


- Statewide, teacher count (FTEs) has slightly increased since 2020, from 59,246 to 59,685.

Breakdown by teacher tenure

Much of the decline was of the newest teachers, with less than 5 years total experience.

Change in Teacher Count, 2020 to 2022
by Total Years of Experience



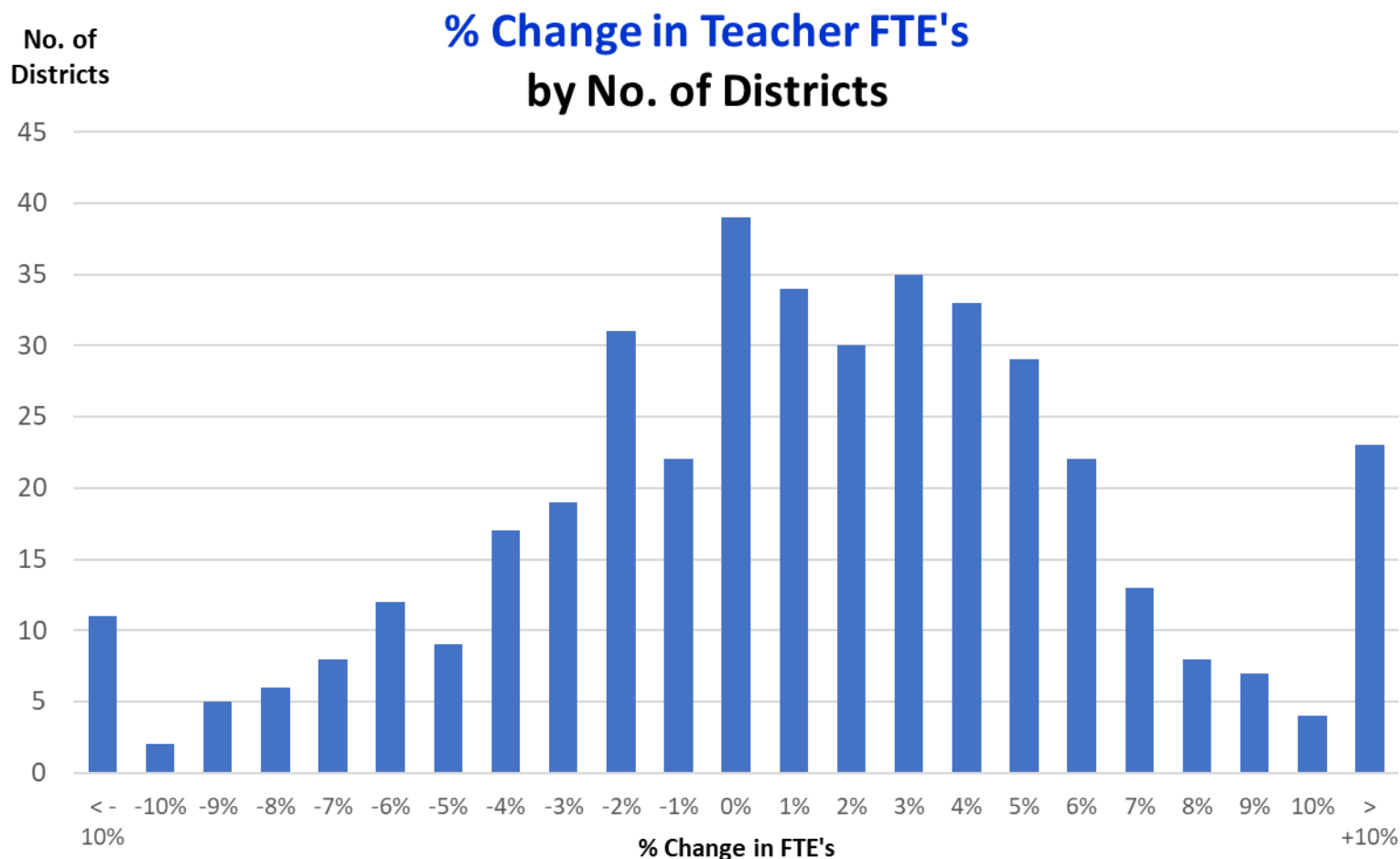
	<5	5-10	10-15	15-20	20-25	25-30	30+	N/A*	Total
2020	382	463	437	314	286	195	92	60	2,230
2022	312	466	412	305	274	183	112	51	2,116

* N/A are teachers for which no tenure (or salary) data was available.



Statewide comparison on percentage basis

MMSD's -5.1% drop was greater than that experienced by more than 85% of the school districts in Wisconsin.



- **Statewide, teacher count (FTEs) increased by 0.7%**



Comparison with large and local districts

The loss of 114 teachers was more than for any other district, and as a percentage was greater than any of the largest, or local, districts.

Largest 10 Districts

District	2021 Enrollment (Membership)	All Teachers		Tenure: < 5 Years	
		Change in Teacher FTE's	% Change	Change in Teacher FTE's	% Change
Milwaukee	73,389	(103)	-2.4%	175	20%
Madison	26,963	(114)	-5.1%	(70)	-18%
Green Bay	21,425	(26)	-1.8%	20	8%
Racine	20,823	(41)	-3.0%	(29)	-15%
Kenosha	20,046	(24)	-1.7%	27	8%
Appleton	14,581	(12)	-1.1%	21	19%
Waukesha	11,959	(28)	-3.3%	(29)	-30%
Eau Claire	11,280	11	1.4%	18	17%
Sheboygan	10,126	10	1.4%	(2)	-2%
Oshkosh	9,693	23	3.0%	36	26%

Local Districts (& Badger Conference)

District	2021 Enrollment (Membership)	All Teachers		Tenure: < 5 Years	
		Change in Teacher FTE's	% Change	Change in Teacher FTE's	% Change
Madison	26,963	(114)	-5.1%	(70)	-18%
Janesville	9,131	31	4.2%	8	7%
Sun Prairie	8,428	9	1.4%	(18)	-13%
Middleton	7,365	(7)	-1.2%	3	4%
Beloit	6,484	29	6.7%	19	22%
Verona	5,687	(7)	-1.8%	1	2%
Waukesha	4,162	25	7.9%	14	43%
McFarland	2,268	52	20.2%	24	60%

“Teachers” in this review are identified as Code “53”, “Teachers”, in the Wisconsin Department of Public Instruction (DPI) database:
<https://publicstaffreports.dpi.wi.gov/PubStaffReport/Public/PublicReport/AllStaffReport>

“Membership”/enrollment is from 2020-21 school year as the current year’s data was not yet available (as of 5/26/22).

